




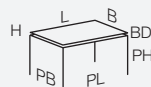
T Triple HPL / FE



 : HPL / FE

 : EPOXY / CHR / SAT

Ø 30x30 mm

HT75/HT40/HT45



	ht75-70	ht75-90	ht75-100	ht40-50	ht40-50TR	ht45-50	ht45-50TR
L x B	diam.70	diam.90	diam.100	diam.50	triangle 50	diam.50	triangle 50
H	75	75	75	40	40	45	45
BD (mm)	24/18 mm	26/18 mm	26/18 mm	18 mm	18 mm	18 mm	18 mm
PH							
PB							
PL							
 m³	0,05	0,07	0,09	0,02	0,03	0,03	0,02
 kg	11,35	15,5	20,25	5,4	4,25	4,85	5